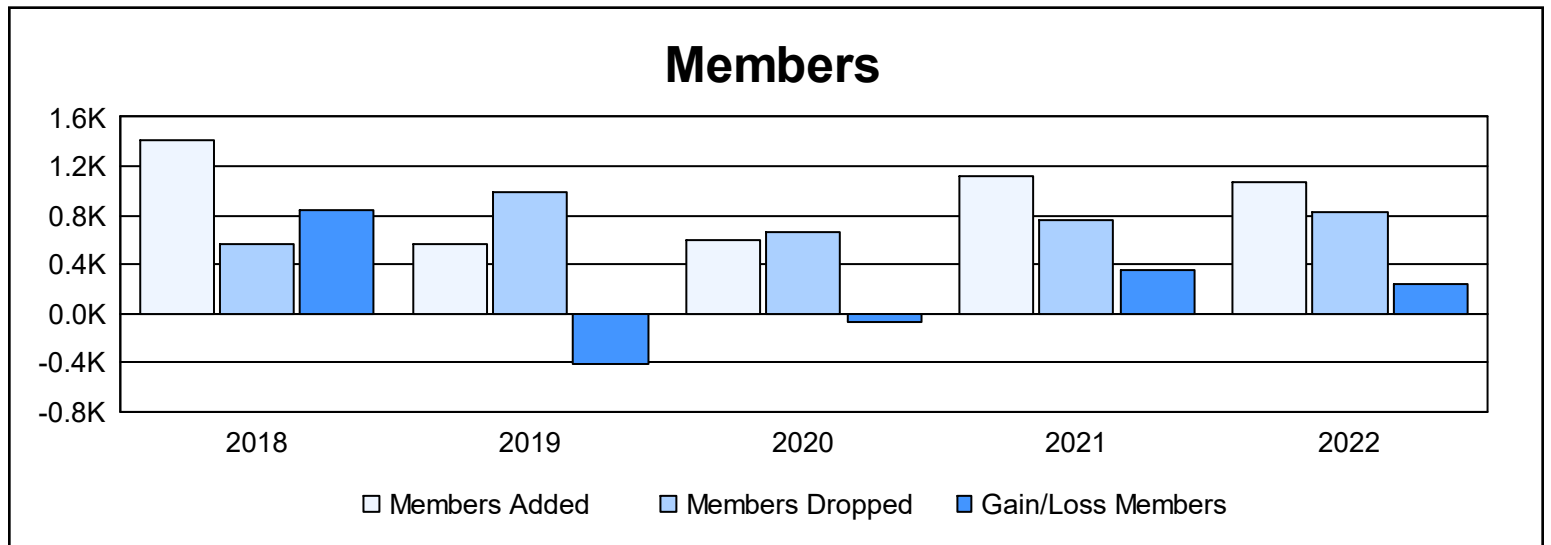
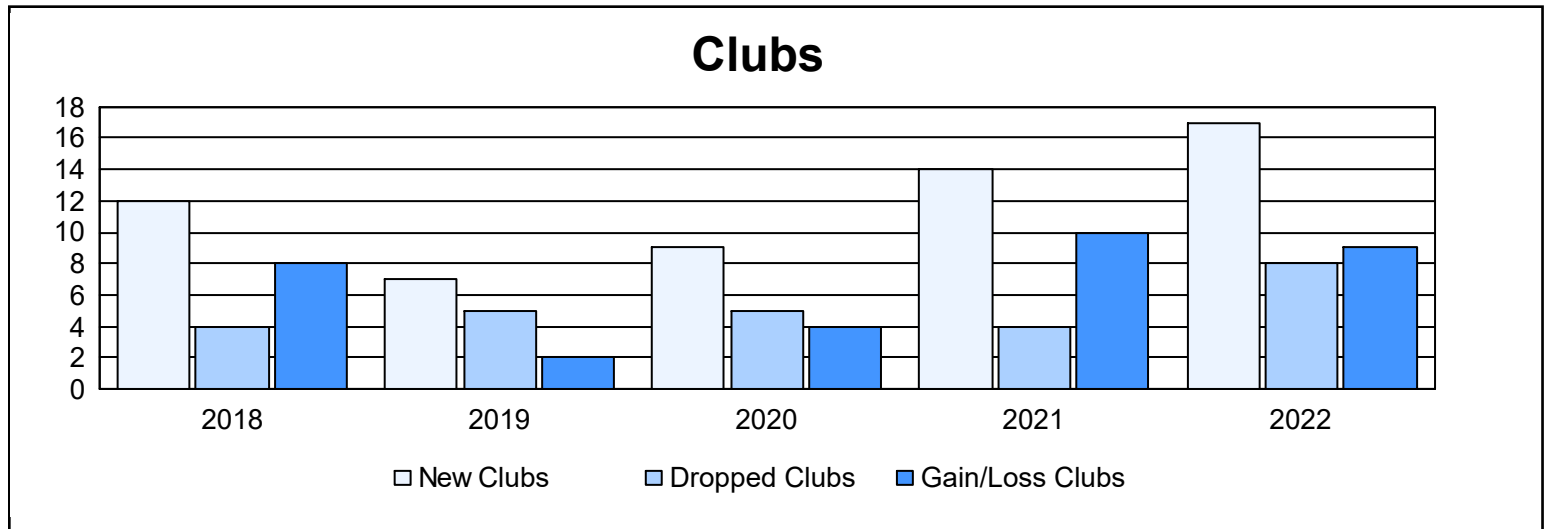
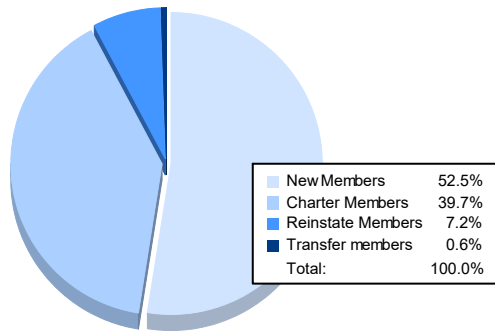


Year	New Clubs	Dropped Clubs	Gain/ Loss Clubs	New Members	Charter Members	Reinstate Members	Transfer Members	Total Member Added	Total Members Dropped	Gain/ Loss Members
2017-2018	12	4	8	1,084	292	28	2	1,406	567	839
2018-2019	7	5	2	339	188	42	2	571	981	-410
2019-2020	9	5	4	324	241	24	6	595	671	-76
2020-2021	14	4	10	672	378	65	3	1,118	768	350
2021-2022	17	8	9	560	424	77	6	1,067	832	235
<b>Average</b>	<b>12</b>	<b>5</b>	<b>7</b>	<b>596</b>	<b>305</b>	<b>47</b>	<b>4</b>	<b>951</b>	<b>764</b>	<b>188</b>



### Membership Composition June 2022 Cumulative



### Gender Composition June 2022 Cumulative

